


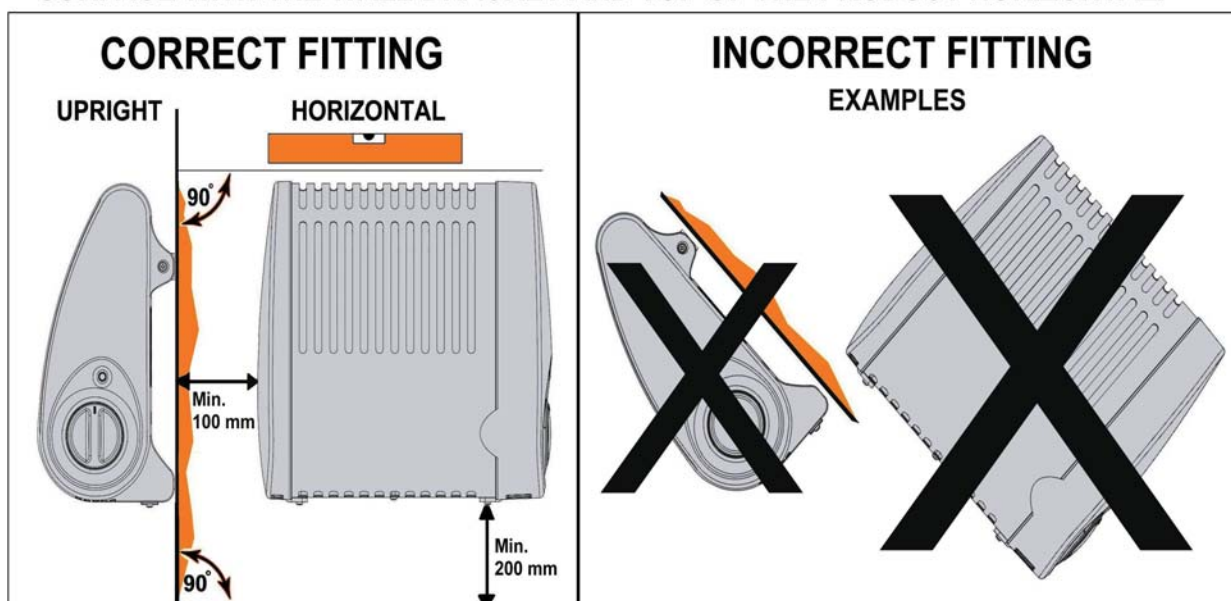
WALL MOUNTED FROSTWATCHER




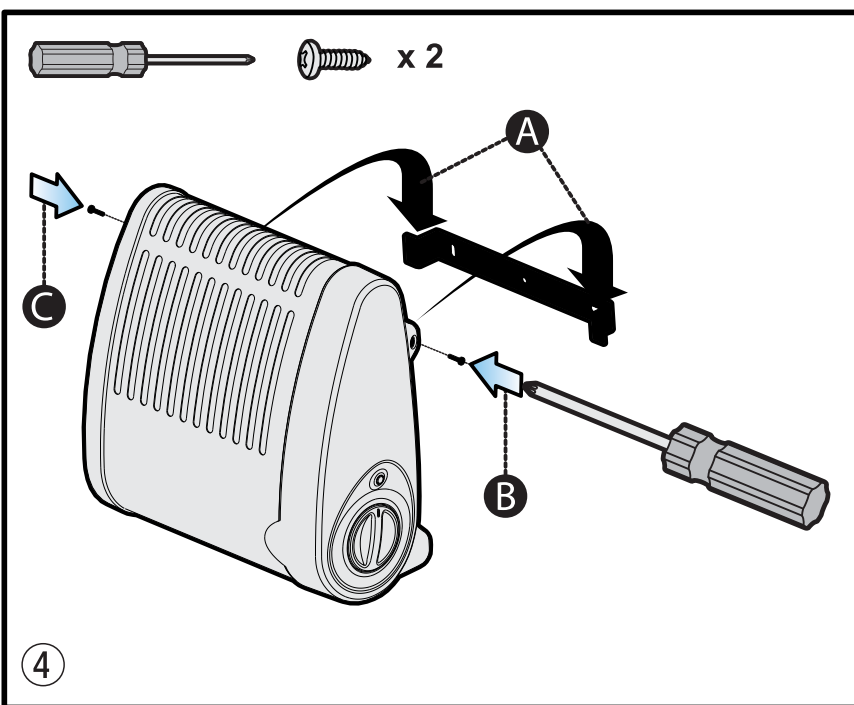
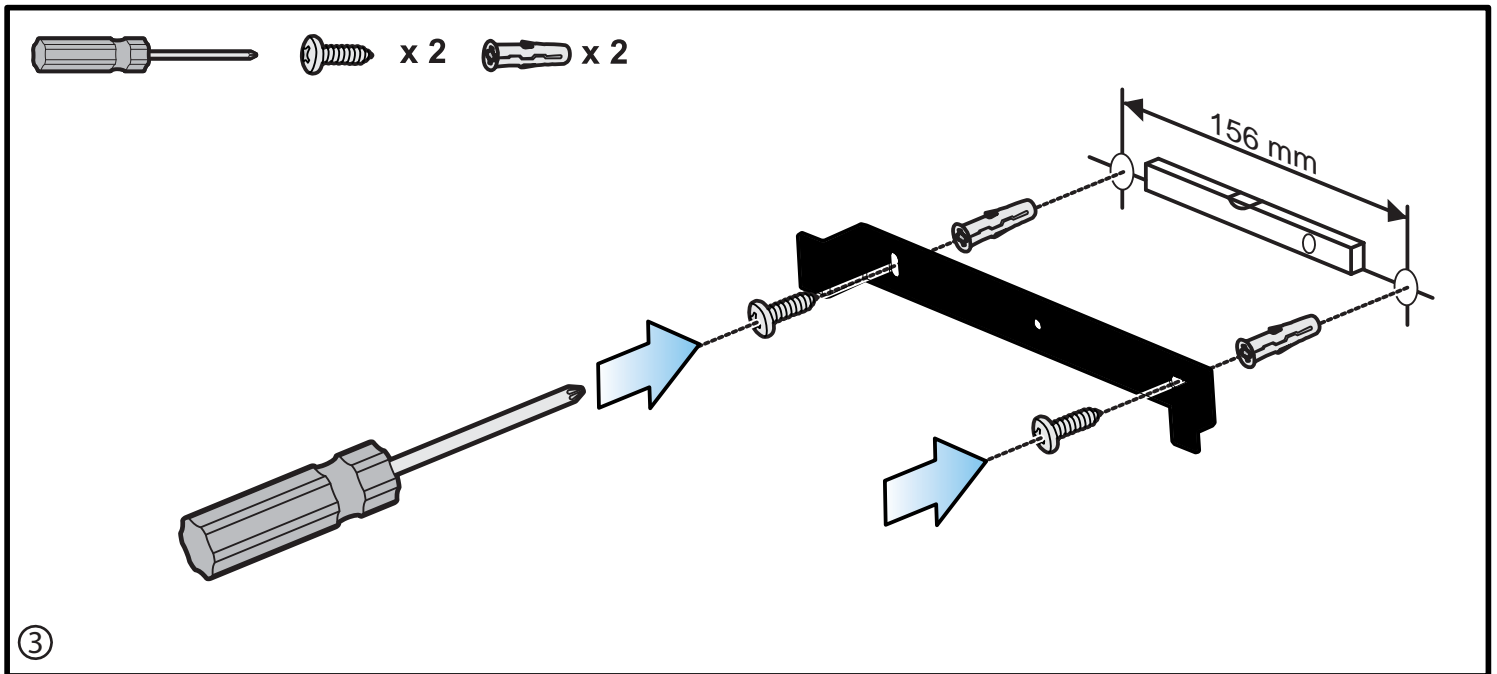
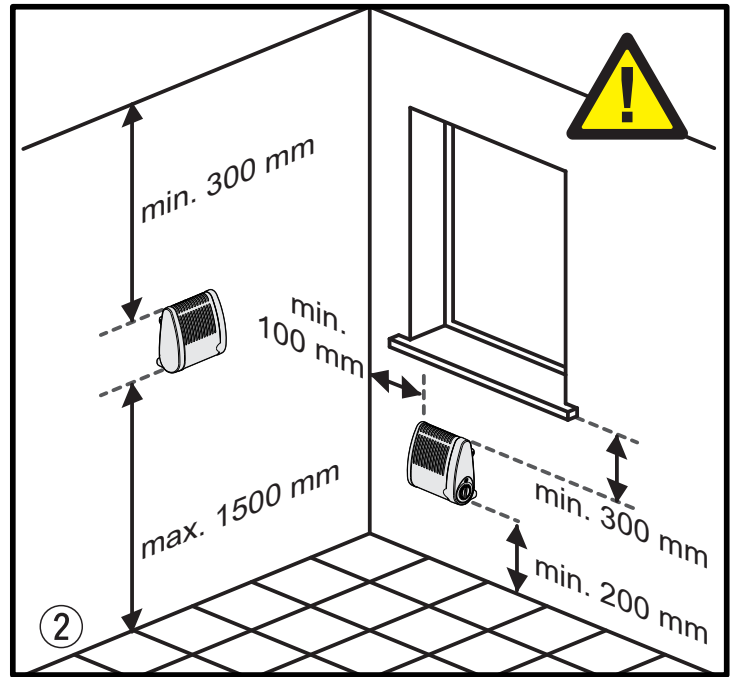
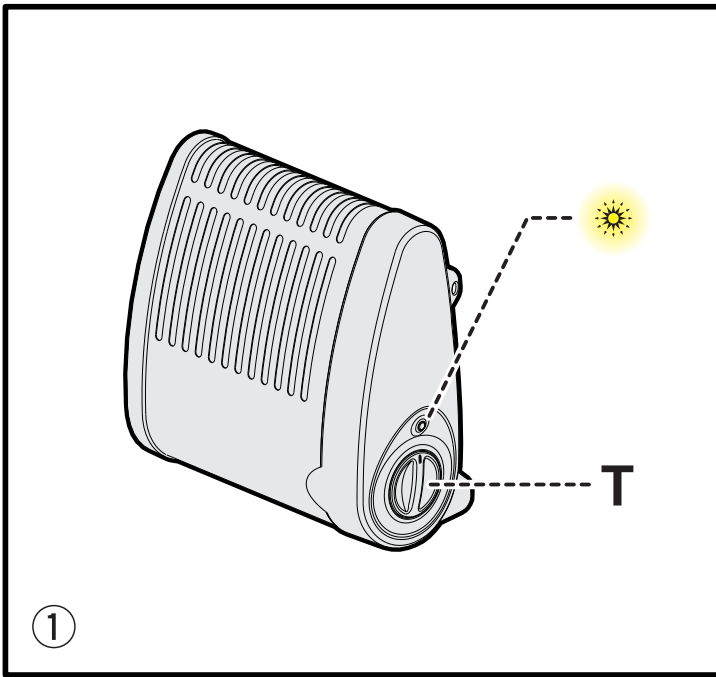
MODEL: FW600

WARNING

THIS PRODUCT MUST ONLY BE USED WHEN MOUNTED UPRIGHT ON A VERTICAL SURFACE WITH THE WALL BRACKET AND TOP OF THE PRODUCT HORIZONTAL.



08/51025/0 Issue 2



Dear Customer,

Please read the following information carefully before using the appliance for the first time for your own safety and to ensure correct use.

Attention! The appliance may only be used for normal domestic use and not for industrial purposes.

Important safety advice

- The appliance must only be used as described in the instructions for use! Use for any other purpose is forbidden! Any damage resulting from improper use and non-observance of the safety information will invalidate any liability and warranty!
- All liability is disclaimed for any frost damage caused by a heating capacity that is insufficient for the room size, bad heat insulation of the room, incorrect use or force majeure (e.g. power failure).
- Only connect the appliance to A.C. mains as specified on the rating plate!
- Never touch live parts! **Danger to life!**
- Never operate the appliance with wet hands! **Danger to life!**
- The appliance must be placed in a way that the control elements cannot be touched by persons who are in bath, shower, or any other water-filled receptacle.
- Do not use the appliance in rooms with bath, shower or swimming pool or in the vicinity of wash basins or water connections!
- Do not expose the appliance to rain or other moisture! The appliance is not for outdoor use. The appliance must only be stored indoors!
- Never use the appliance if the appliance or cord is damaged. **Risk of injury!**
- Check the power cord regularly for damage.
- If the power cord or the appliance is damaged to the extent that electrical parts are exposed, disconnect it immediately from the mains and see your authorised retailer!
- **Improper repairs can expose the user to considerable danger.**
- **The appliance may only be opened up and repaired by authorised qualified personnel.**
- Do not store or use any flammable materials or sprays in the vicinity of the appliance when the appliance is in use.
Fire hazard!
- Do not use the appliance in flammable atmospheres (e.g. in the vicinity of combustible gases or spray cans)! **Explosion and fire hazard!!**
- The appliance should not be used in the vicinity of combustible materials, or in areas which are considered a fire risk.
- **Important!** Do not insert any foreign objects into the appliance openings! **Risk of injury** (electric shock) and damage to the appliance!
- The appliance air inlet and outlet openings must not be obstructed in any way!
- Place the appliance so that it cannot be touched by accident. **Risk of burns!**
- **WARNING: IN ORDER TO AVOID OVERHEATING, DO NOT COVER THE HEATER.** The heater carries the Warning symbol indicating that it must not be covered.



- The appliance is not intended for use by young children or infirm persons without supervision!
- Young children should be supervised to ensure that they do not play with the appliance!
- **Attention!** To avoid any danger due to unintentionally resetting the thermal cut-out, the appliance must not be supplied via a timer.
- The appliance is not suitable for animal breeding purposes!
- The instruction leaflet belongs to the appliance and must be kept in a safe place. When changing owners, the leaflet must be surrendered to the new owner!

Packaging

- After unpacking the appliance, check the same for transport damage and the contents for completeness! In the event of damage or an incomplete delivery, contact your authorised retailer!
- Do not discard the original box! It can be used for storage and dispatch to avoid transport damage!
- Dispose of the packaging material in a proper manner! Plastic bags should be kept away from children!

Location

- The appliance should be placed with a minimum distance of **500mm** from flammable objects and a minimum of **100mm** from walls or other structures!
- The appliance openings must not be obstructed in any way!
- Do not locate the appliance immediately below a fixed socket outlet or connection box.

Electrical

WARNING - THIS APPLIANCE MUST BE EARTHED

- The electrical installation must be carried out by a competent electrician, and be in strict accordance with the current I.E.E. regulations for Electrical Equipment in Buildings.
- The heater is fitted with a length of flexible cable type H05VV-F size 3 x 0.75mm², for connection to the fixed wiring of the premises through a suitable connection box positioned adjacent to the heater.
- The supply cord to the heater must incorporate a double pole isolating switch having a contact separation of at least 3mm.

THIS APPLIANCE IS ONLY SUITABLE FOR WALL MOUNTING!

Mounting

- **THIS PRODUCT MUST ONLY BE USED WHEN MOUNTED UPRIGHT ON A VERTICAL SURFACE WITH THE WALL BRACKET AND TOP OF THE PRODUCT HORIZONTAL.**
- The minimum distance must be observed (Figs. 2 and 3).
- When wall mounting, care must be taken not to damage concealed cables. For this reason, no holes must be made above or below wall power sockets.

Start up

- After switching on the appliance for the first time and after an extended period of non-use, a smell may be noticed for a short time.

Frost protection

- Position the thermostat control T on the marking * (Fig. 5).
- When the temperature falls below +6°C...+9°C the appliance turns on automatically.
- If necessary the thermostat should be set higher.

Overheat cut-out

The built-in overheat cut-out switches off the appliance automatically in the event of a fault! Disconnect the electricity supply to the appliance. After a short cooling down phase, the appliance is ready for use again!

If the fault should occur again, see your local dealer!

Cleaning

- Switch off the appliance first and allow it to cool.
- Clean the housing with a moist cloth, vacuum cleaner or brush.
- Do not use any abrasive or caustic cleaning agents!
- Do not use any flammable cleaning agents e.g. petrol or spirit for cleaning the appliance.
- Never immerse the appliance in water! **Danger to life!**
- Air inlet-and outlet area should be cleaned with a vacuum cleaner regularly.
- If the appliance is not used for extended periods, it must be protected against excessive dust and dirt.

Recycling



For electrical products sold within the European Community. At the end of the electrical products useful life it should not be disposed of with household waste. Please recycle where facilities exist.

Check with your Local Authority or retailer for recycling advice in your country.

After sales service

Your product is guaranteed for one year from the date of purchase.

Within this period, we undertake to repair or exchange this product free of charge provided it has been installed and operated in accordance with these instructions.

Your rights under this guarantee are additional to your statutory rights, which in turn are not affected by this guarantee.

Should you require after sales information or assistance with this product please go to www.gdcgroup.co.uk or ring our helpdesk on 0845 600 5111 (UK) or 01 842 4833 (R.O.I).

Please retain your receipt as proof of purchase.

GDC Group Ltd,
Millbrook House,
Grange Drive,
Hedge Drive,
Southampton,
SO30 2DF

[c] GDC Group Ltd

All rights reserved. Material contained in this publication may not be reproduced in whole or in part, without prior permission in writing of GDC Group Limited.

Customer Services UK: 0845 600 5111
Fax : 01489 773050
Email : enquiries@gdcgroup.co.uk

Republic of Ireland Tel : 01 842 4833