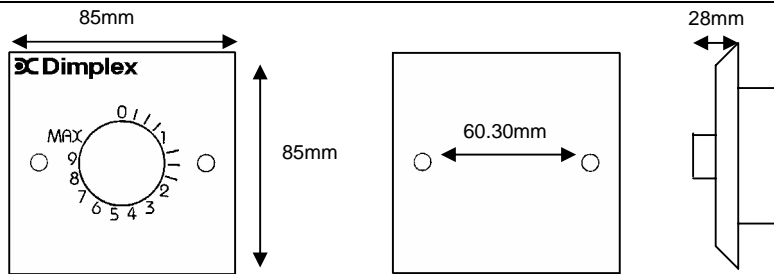


Towel Rail Energy Regulator Model No. DX4123

May 04 Issue 2



THESE INSTRUCTIONS SHOULD BE READ CAREFULLY AND RETAINED FOR FUTURE REFERENCE

IMPORTANT SAFETY ADVICE

- The installation of this product should be carried out by a competent person or electrician in strict accordance of the current IEE Wiring Regulations
- Only to be used on a 200-250Volt A.C. ~ electricity supply
- Electricity supply must be isolated before commencement of installation
- Must not be installed and used in the vicinity of a bathroom or swimming pool

Features

- Provides fully variable towel rail temperature control
- Allows user to regulate energy for economy in Summer
- Provides safer, lower surface temperatures on lower settings*
- Fully compatible with Dimplex 'S' and 'TR' towel rail ranges
- Complies with BSEN 60669-2-1:2000
- Fits a standard shallow wall box

General

The Dimplex Towel Rail Energy Regulator has been designed to enable Dimplex towel rail users to fully regulate the surface temperature of the towel rail, for applications where a lower surface temperature is required.

The regulator is particularly suitable for reducing the output of the towel rail in the Summer, for example, when the requirement is to dry towels but not heat the bathroom. Also during the Summer period the room temperature will be higher and therefore increase the surface temperature of the towel rail.

The regulator can also ensure a lower temperature for applications where very young children, elderly or infirm are likely to come in to contact with the towel rail.*

The regulator also has the ability to significantly reduce running costs, especially if the towel rail is intended for continuous use.

(*Does not comply with NHS Guidelines for low surface temperatures)

Installation

(Please also refer to the **IMPORTANT SAFETY ADVICE**)

Before undertaking installation work, ensure the electricity supply is disconnected from any relevant fixed wiring.

Supply cable is not provided with this product, and it should therefore be installed by a competent person or electrician

This regulator must be used on an A.C. ~ supply only

1. Switch off power at mains and fit wall box in to position
2. Ensure that wall box is free of any plaster lumps and projecting screw heads in the control area of the box
3. If the wall box is fitted with 4 lugs, bend the 2 that are not used flat out of the way of the regulator.
4. Carefully arrange wiring so it lays along the edges of the switch or box, keeping the central area clear
5. Bare the wires for about 6mm (1/4 inch) and check that the bare wires do not project out of the back
6. Make sure that no wiring is trapped behind the switch as the plate is brought to the wall. Always assemble fully to the wall before testing.
7. Connect the mains live wire to the L2 terminal and the live wire from the towel rail to the \approx terminal (see Figs 1 and 2)

Fig 1

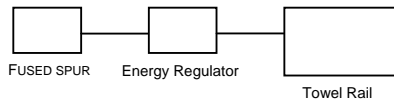
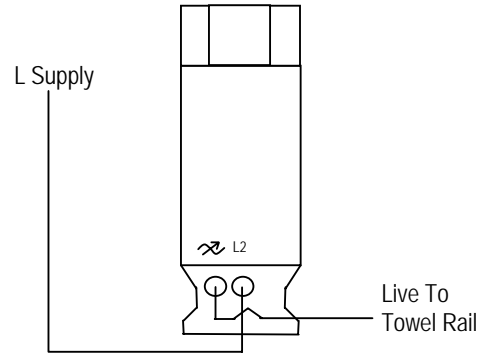


Fig 2



Technical Specification

Model: DX4123

Voltage: 200 – 250 V ~a.c

Minimum Load: 40W

Maximum Load: 250W

Switching: Rotary knob, 300° rotation with ON/OFF rotary actuator

Output range: Indices marked 0-9 and MAX

Standard compliance: Complies with BSEN 60669-2-1:2000

Colour: White

After Sales Care

Your product is guaranteed for one year from the date of purchase.

Within this period, we undertake to repair or exchange this product free of charge (subject to availability) provided it has been installed and operated in accordance with these instructions.

Your rights under this guarantee are additional to your statutory rights, which in turn are not affected by this guarantee.

Should you require after sales service you should contact the supplier through whom you purchased the product or contact our customer service help desk on 0870 727 0101. It would assist us if you can quote the model number, series, date of purchase, and nature of the fault at the time of your call. The customer service help desk will also be able to advise you should you need to purchase any spares.

Please do not return a faulty product to us in the first instance as this may result in loss or damage and delay in providing you with a satisfactory service.

Please retain your receipt as proof of purchase.

Glen Dimplex UK Ltd
Millbrook House
Grange Drive
Hedge End
Southampton
SO30 2DF

UK customer helpline (8.00AM-6.00PM Mon-Fri; 8.30AM-1.00PM Sat)

Customer helpline Tel. 0870 727 0101
Fax. 0870 727 0102
e-mail. customer.services@glendimplex.com

Republic of Ireland Tel. 01 842 4833
