

CAB (Recessed) Ambient models

Technical Specifications



Commercial Products

| | CAB10AR | CAB15AR | CAB20AR** |
|---------------------------------------|------------|------------|---------------------|
| *Max mounting height (m) | 3.0 | 3.0 | 3.0 |
| Air volume (m³/h) | | | |
| speed 1 | 1200 | 1800 | 2400 |
| speed 2 | 760 | 1040 | 1520 |
| Maximum air flow (m/s) | | | |
| speed 1 | 9.0 | 9.0 | 9.0 |
| speed 2 | 5.7 | 5.2 | 5.7 |
| ****Air off temp. (°C) | | | |
| speed 1 | - | - | - |
| speed 2 | - | - | - |
| Heat output (kW) | - | - | - |
| Flow rate (l/s) | - | - | - |
| Pressure drop (kPa) | - | - | - |
| ***dB(A) level @ 3.0m | | | |
| speed 1 | 54 | 55 | 56 |
| speed 2 | 50 | 51 | 52 |
| Supply rating (*per phase) (A) | 0.3 | 0.5 | 0.3 per unit |
| Supply voltage (50Hz) | 230V~ 1P&N | 230V~ 1P&N | 230V~ 1P&N per unit |
| IP Rating | IPX0 | IPX0 | IPX0 |
| Weight (kg) | 20.5 | 29.5 | 41.0 |

* Optimum mounting height 2.7m. ** Dimplex modular range supplied as two units
 ***dB (A) level measured outside of air stream.




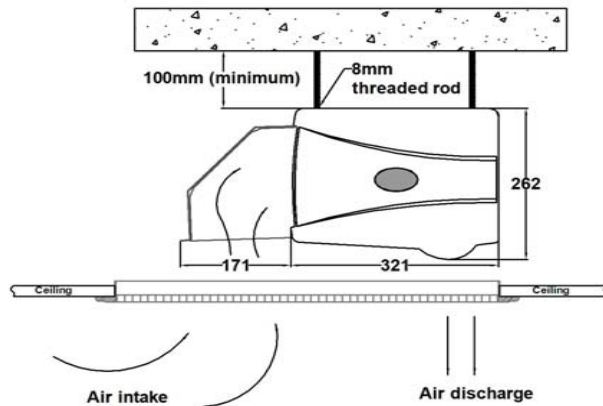
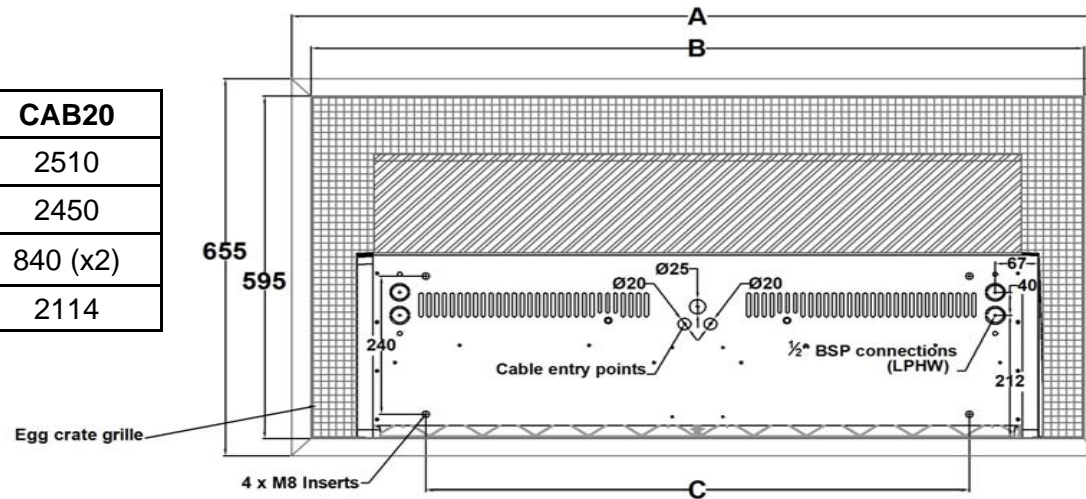
CAB (Recessed) Ambient models

Dimensional Specifications



Commercial Products

| | CAB10 | CAB15 | CAB20 |
|--------------------|-------|-------|----------|
| Dimension A | 1255 | 1855 | 2510 |
| Dimension B | 1195 | 1795 | 2450 |
| Dimension C | 840 | 1260 | 840 (x2) |
| Dimension D | 1057 | 1557 | 2114 |



Note: All dimensions are in mm, unless otherwise stated.

