



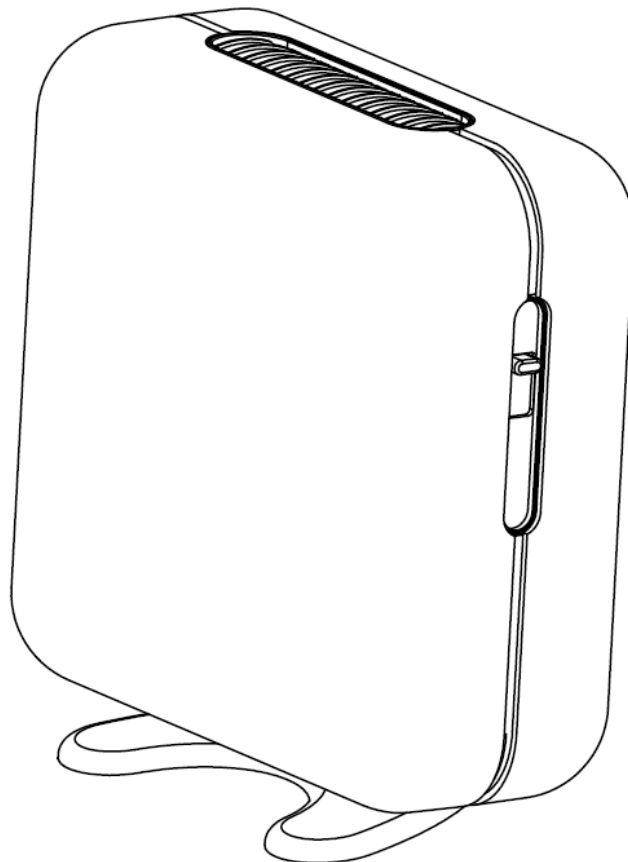
## **DXPUR80**

**Air Purifier**

With

**Carbon Filtration Technology**

USER MANUAL



## Dimplex DXPUR80 Air Purifier



Please read these instructions carefully before use and keep them for future reference.

The DXPUR80 Dimplex Air Purifier has been designed to improve the quality of air indoors, reducing the presence of polluting agents, such as dust, cigarette smoke, unpleasant odors, and pollen.

Air passes through an active carbon filter which helps to eliminate dust and odors such as cigarette smoke.

The DXPUR80 has two airflow speeds with a max air flow rate of 72m<sup>3</sup>/h, has a low power consumption of 25W and is suitable for environments of a size up to 28m<sup>2</sup>.

### KEY (Diag. 1 and 2)

1. ON/OFF & fan speed selection switch
2. Power indicator
3. Air outlet grill
4. Stabilizing feet
5. Active carbon filter
6. Power cable

### WARNINGS

- After removing any packaging materials, ensure that the product has not been damaged during transportation. In the case of doubt, do not use and return to the point of purchase.
- Do not leave any packaging materials (plastic bags, cardboard boxes, etc) within the reach of children.
- Before connecting the equipment, ensure that the rated voltage corresponds to the mains' voltage supply. The voltage rating plate is located underneath the product.
- Always disconnect the equipment from the mains when it is not in use or left unattended.
- This product is not a toy and it should be kept out of the reach of children.
- Keep the product and cable away from heat sources
- Before carrying out any cleaning or maintenance operations, disconnect the product from the mains.
- Do not use accessories, spare parts, or any components not supplied or approved by the manufacturer, as they may make the product unsafe.
- This equipment is only intended for the use it has been specifically designed for (an Air Purifier for domestic use only). Any other use is to be considered inappropriate and therefore dangerous. GDC Group Ltd declines all responsibility for any damage caused by the inappropriate, incorrect or unreasonable use of the equipment.

The use of any electrical equipment requires compliance with some fundamental rules. In particular:

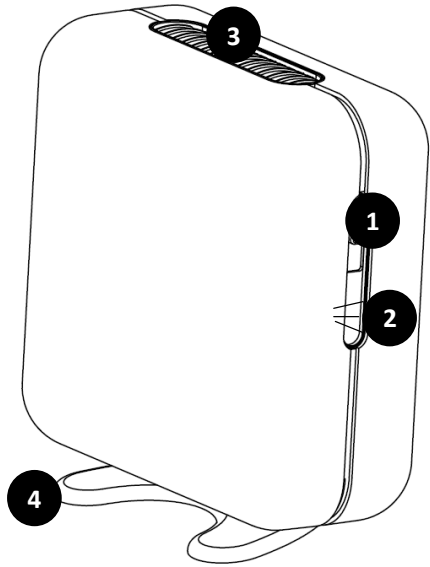
- Never touch the product with wet or damp hands.
- Never submerge the product in water or any other liquid.
- Do not touch the product if it accidentally falls into water; unplug it immediately and do not use afterward. Contact a qualified electrician or the manufacturer.
- Do not pull the power cable or the product to disconnect it from the mains socket.
- Do not leave the product exposed to atmospheric agents (rain, sun, etc).
- The parts and components of this product cannot be repaired by the user. If the equipment is damaged and/or not working correctly, switch it off by disconnecting the power cable plug from the mains socket, do not attempt to open the product, and contact a qualified electrician or the manufacturer.
- When the product is no longer in use, it is recommended to unplug it from mains socket and remove the power cable.
- To prevent possible harm to the environment or human health from uncontrolled waste disposal, recycle this product responsibly to promote the sustainable reuse of material resources. **DO NOT DISPOSE OF WITH GENERAL HOUSEHOLD WASTE.**
- This equipment is approved to EC directives.
- If the power cable is worn and/or damaged, it must only be substituted with another power cable the same type by a qualified electrician.
- The appliance is not intended for use by children or other persons without assistance or supervision if their physical, sensory or mental capabilities prevent them from using it safely. Children should be supervised to ensure that they do not play with the appliance.

### HOW TO POSITION THE EQUIPMENT

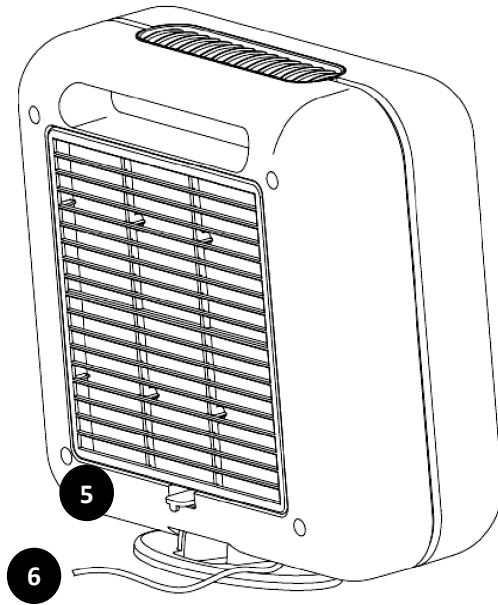
Insert the feet into the appropriate housings located at the rear of the equipment (diag. 3).

Position the product out of reach of children, on a flat, stable surface. Ensure that the air inlet/outlet grilles are not obstructed to allow suitable air circulation around the product.

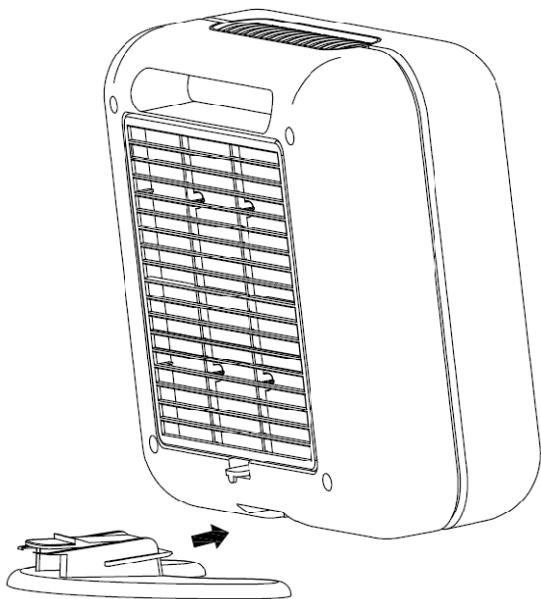
**WARNING:** Never place the DXPUR80 air purifier near or on top of electrical, electronic or radio electrical equipment.



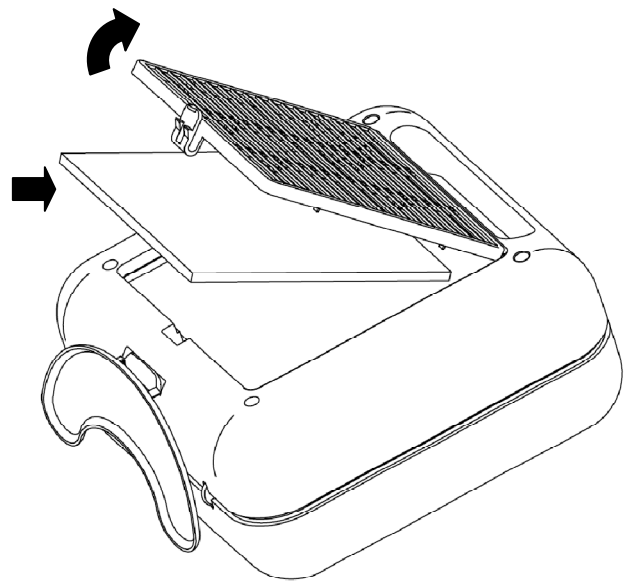
Diag. 1



Diag. 2



Diag. 3



Diag. 4

## HOW TO SWITCH ON THE EQUIPMENT

- Connect the power cable plug to a mains socket that is easily accessible by an adult.
- Switch on the equipment by placing the ON/OFF switch lever to the:
  - (slow airflow) or
  - (fast airflow) position.

## HOW TO CLEAN THE EQUIPMENT

Always remember to disconnect the power cable plug from the mains socket before carrying out any cleaning operations. It is recommended that you clean the outer body of the product every 2 weeks, using a soft cloth dampened in water. Do not use sprays, alcohol or other aggressive or abrasive substances. Only clean the air outlet grille (diag.1) with a soft brush to lift any dust. Do not insert any objects into the openings of the product.

### Replacing the filter:

The DXPUR80 is supplied with an active carbon filter.

The filter **cannot** be washed and its life depends on the time of use and the quality of air in the environment. (It is recommended to replace the filter at least every 2000 hours of use). If the environment is particularly dusty, the filter should be replaced more frequently. It is recommended to regularly check the amount of dirt accumulated in the filter.

### How to Replace the Filter:

- Keep the product and cable away from heat sources.
- Switch off the equipment and disconnect the power cable plug from the mains socket.
- Raise the filter release catch located at the rear of the product and remove the air inlet grille (diag.4).
- Remove the old filter (diag.4) and replace it with a new filter.
- Reassemble the equipment carrying out the above operations in the reverse order.

**WARNING:** Ensure the active carbon filter (darker filter) is placed closest to the air inlet grill when put back into the filter housing.

**WARNING:** Replace the filter with an original filter supplied by retailer/supplier only.

The use of filters not approved by the manufacturer could impair the safety and correct operation of the equipment.

### PURCHASING SPARE FILTERS:

In the first instance spare active carbon filters should be purchased from Dimplex by contacting after sales service at the telephone number: 0844 879 3588.

Alternatively spare filters may be available from the retailer/supplier.

GDC Group reserves the right to modify the content of these instructions, at any time and without prior notice.

## AFTER SALES SERVICE

Your product is guaranteed for one year from the date of purchase. Within this period, we undertake to repair or exchange this product free of charge (subject to availability), provided it has been operated in accordance with these instructions.

Your rights under this guarantee are additional to your statutory rights, which in turn are not affected by this guarantee.

Should you require after sales information or assistance with this product in the first instance please email us at:

Email: [customer.services@dimplex.co.uk](mailto:customer.services@dimplex.co.uk)

**DIMPLEX  
MILLBROOK HOUSE  
GRANGE DRIVE  
HEDGE END  
SOUTHAMPTON  
SO30 2DF**

**Tel: 0844 879 3588**

**Fax: 01489 773050**

A division of GDC Group Ltd,

**Website:** [www.dimplex.co.uk](http://www.dimplex.co.uk)



This product complies with EU Directive 2002/96/EC.

The crossed bin symbol on the appliance indicates that the product, at the end of its life, must be disposed of separately from domestic waste, either by taking it to a separate waste disposal site for electric and electronic appliances or by returning it to your dealer when you buy another similar appliance. The user is responsible for taking the appliance to a special waste disposal site at the end of its life. If the disused appliance is collected correctly as separate waste, it can be recycled, treated and disposed of ecologically; this avoids a negative impact on both the environment and health, and contributes towards the recycling of the product's materials.

For further information regarding the waste disposal services available, contact your local waste disposal agency or manufacturer.